


REXTRON[®]

DIGITAL WALL TILES



300mm X 450mm
Digital Wall Tiles



FISH & POSTER SERIES

WALL



Collection

7.5 MM
THICKNESS

| | |
|---------|----------------|
| Weight | 10.4 kg Approx |
| Sq. ft | 8.71 Per Box |
| Sq. mtr | 0.81 Per Box |

PRODUCT APPLICATION



Frost
Resistant



Resistant to
Thermal Shock



Stain
Resistant



Durable
Over Time



Resistant to
Deep Scratch



Suitable for
Crowded Area



Slip
Resistant



Resistant to
Acids and Chemicals



Environment
Friendly



Resistant to
Loads



Rectified



300X450MM

GLOSSY SERIES

REXTRON[®]
DIGITAL WALL TILES



5094_LT



5094_HL



5094_DK



5094_F



300X450MM

GLOSSY SERIES

REXTRON[®]
DIGITAL WALL TILES



5094_HL_2_A_B_C_D_E_F



5094_LT



5094_DK



300X450MM

GLOSSY SERIES

REXTRON[®]
DIGITAL WALL TILES



5094_HL_3_A_B_C_D_E_F



5094_LT



5094_DK



300X450MM

GLOSSY SERIES

REXTRON[®]
DIGITAL WALL TILES



5094-LT



5094-HL-4



5094_F_3(AQUA)



5094-DK-2



5094_F_2



300X450MM

GLOSSY SERIES

REXTRON[®]
DIGITAL WALL TILES



5094_LT



5094_HL-5_A



5094_DK



5094_HL-5_B



300X450MM

GLOSSY SERIES

REXTRON[®]
DIGITAL WALL TILES



5094_LT




5094_HL_7_A



5094_DK




5094_HL_7_B



300X450MM

GLOSSY SERIES


REXTRON[®]
DIGITAL WALL TILES




5094_LT-2




5094_HL-8



5094_F-3 (AQUA)



5094_DK-2



300X450MM

GLOSSY SERIES

REXTRON[®]
DIGITAL WALL TILES



5094_LT




5094_HL-9-A



5094_FISH-03-DK



5094_HL-9-B



5094_FISH-03-F



300X450MM

GLOSSY SERIES

REXTRON[®]
DIGITAL WALL TILES



5094_LT



5094_FISH_01_HL_A



5094_FISH-01-DK / FISH-04-DK



5094_FISH_01_HL_B



FISH_01_FLOOR



300X450MM

GLOSSY SERIES

REXTRON[®]
DIGITAL WALL TILES



5094_LT



5094_FISH_02_HL_A



5094_FISH_02_DK



5094_FISH_02_HL_B



FISH_02_FLOOR



300X450MM

GLOSSY SERIES

REXTRON[®]
DIGITAL WALL TILES



5094_FISH_03_HL_A



5094_LT



5094_FISH_03_HL_B



5094_FISH_03_DK



5094_FISH_03_HL_C



FISH_03_FLOOR



300X450MM

GLOSSY SERIES

REXTRON[®]
DIGITAL WALL TILES



5094_LT



5094_FISH-04-HL-1-A



5094_FISH-01-DK / FISH-04-DK



5094_FISH-04-HL-1-B



5094_FISH-04-F



300X450MM

GLOSSY SERIES

REXTRON[®]
DIGITAL WALL TILES



5094_LT




5094_FISH-05-HL-1-A



5094_FISH-05-DK



5094_FISH-05-HL-1-B



5094_FISH-05-F



300X450MM

GLOSSY SERIES

REXTRON[®]
DIGITAL WALL TILES



5147_HL_2_A_B_C_D_E_F



5147_LT



5147_HL_1



5147 DK



300X450MM

GLOSSY SERIES


REXTRON[®]
DIGITAL WALL TILES



5147_HL_3_A_B_C_D_E_F



5147_LT




5147_DK




300X450MM

GLOSSY SERIES


REXTRON[®]
DIGITAL WALL TILES



5287-LT




5287-HL-1



5287-DK



5287-HL-2



5287-HL-3



300X450MM

GLOSSY SERIES

REXTRON[®]
DIGITAL WALL TILES

5440

LT



HL-1-A



HL-1-B



DK



300X450MM

GLOSSY SERIES

REXTRON[®]
DIGITAL WALL TILES

5440

LT





HL-2-A



HL-2-B



DK-2



300X450MM

GLOSSY SERIES

REXTRON[®]
DIGITAL WALL TILES

5440

LT





HL-3-A



HL-3-B



DK-3



300X450MM

GLOSSY SERIES

REXTRON[®]
DIGITAL WALL TILES

5455

LT




HL-1-A



HL-1-B



DK




300X450MM

GLOSSY SERIES

REXTRON[®]
DIGITAL WALL TILES

5460

LT



HL_1-A



HL_1-B



DK



300X450MM

GLOSSY SERIES



REXTRON[®]
DIGITAL WALL TILES

5462

LT



HL-1-A



HL-1-B



DK




300X450MM

GLOSSY SERIES



REXTRON[®]
DIGITAL WALL TILES

5466

LT



HL-1-A



HL-1-B



DK



300X450MM

GLOSSY SERIES


REXTRON[®]
DIGITAL WALL TILES

5466

LT-2




HL-2-A



HL-2-B



DK




300X450MM

GLOSSY SERIES

REXTRON[®]
DIGITAL WALL TILES

5466

LT




HL-3-A



HL-3-B



DK



300X450MM

GLOSSY SERIES



REXTRON[®]
DIGITAL WALL TILES

5493

LT




HL-1-A



HL-1-B



DK



300X450MM

GLOSSY SERIES

REXTRON[®]
DIGITAL WALL TILES

5502

LT



HL-1-A



HL-1-B



DK



300X450MM

GLOSSY SERIES



REXTRON[®]
DIGITAL WALL TILES

5574

LT



HL-1-A



HL-1-B



DK



300X450MM

GLOSSY SERIES

REXTRON[®]
DIGITAL WALL TILES

5592

5455-LT/5592-LT


LT



HL-1-A



HL-1-B



DK




300X450MM

GLOSSY SERIES


REXTRON[®]
DIGITAL WALL TILES

5612


LT




HL-1-A



HL-1-B



DK



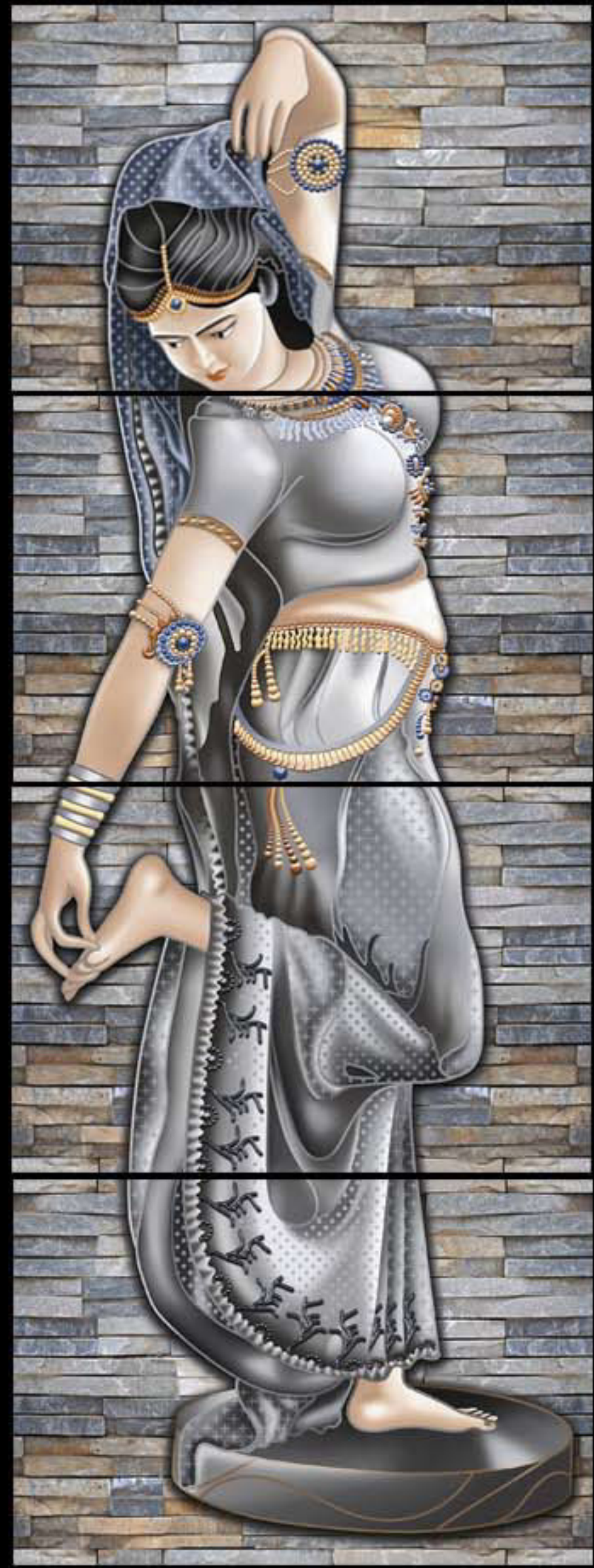
300X450MM

GLOSSY SERIES

REXTRON[®]
DIGITAL WALL TILES



CASABELLA LADY_DK



CASABELLA LADY_HL_A_B_C_D



300X450MM

GLOSSY SERIES

REXTRON[®]
DIGITAL WALL TILES



ROCK ELEPHANT-A-B-C-D-E-F



ROCK ELEPHANT-DK



300X450MM

GLOSSY SERIES

REXTRON[®]
DIGITAL WALL TILES



STAR FISH-A



STAR FISH-B



STAR FISH-C



STAR FISH-D



766_LT



766_FLOOR



Laying Instructions

Before laying of ceramic material, you should take the following aspects into account.

- Check if the ceramic material is suitable for the selected site, according to its specifications and technical characteristics.
- Check whether there is enough material to conclude the work.
- Check the boxes to see confirm in the boxes if the product is the same shade, choice and caliber.

The good performance of the ceramic material depends strongly on the conditions of application for which it is extremely important to ensure the following assumptions.

01

BASE

The base must be stable, free of debris, dust and cracks. curing times and stability of the treatments to which the support may have been subjected should be respected, you should check its flatness and stabilize it, if necessary with the help of products suitable for the purpose.

02

MATERIAL

For a better visual effect of the product, it is advisable to use alternating ceramic pieces taken from various packages simultaneously, if the product has shade variations or has different graphics and shades, it should be applied randomly.

03

JOINTS FOR TILE - LAYING

For a perfect application of the ceramic pieces, you should definitely use joints. They fulfill important aesthetic and technical functions, facilitating alignment of the materials, absorbing any possible deformation liable to be felt in the structure thus preventing the transmission of deformations to the ceramic pieces.

04

PACKAGING WASTE MANAGEMENT

Packaging waste should be placed in locations available for recycle, namely in Eco points or adequate systems.



**At. Jasmatgath, Morbi-Jetpar Road,
B/h, Krypton Ceramic, Near Canal,
Morbi-363 642 (Guj.) INDIA.**



rextronceramics@gmail.com



www.rextronceramics.com