


REXTRON[®]

DIGITAL WALL TILES



300mm X 450mm
Digital Wall Tiles



GLOSSY SERIES

WALL



Collection

7.5 MM
THICKNESS

Weight	10.4 kg Approx
Sq. ft	8.71 Per Box
Sq. mtr	0.81 Per Box

PRODUCT APPLICATION



Frost
Resistant



Resistant to
Thermal Shock



Stain
Resistant



Durable
Over Time



Resistant to
Deep Scratch



Suitable for
Crowded Area



Slip
Resistant



Resistant to
Acids and Chemicals



Environment
Friendly



Resistant to
Loads



Rectified



300X450MM

GLOSSY SERIES


REXTRON[®]
DIGITAL WALL TILES

5523


LT



HL-1



DK




300X450MM

GLOSSY SERIES

REXTRON[®]
DIGITAL WALL TILES

5523


LT



HL-2



DK




300X450MM

GLOSSY SERIES

REXTRON[®]
DIGITAL WALL TILES

5523


LT



HL-3
(RANDOM)



DK





300X450MM

GLOSSY SERIES

REXTRON[®]
DIGITAL WALL TILES

5525



LT



HL-1



DK



300X450MM

GLOSSY SERIES


REXTRON[®]
DIGITAL WALL TILES

5528


LT



HL-1



DK



300X450MM

GLOSSY SERIES

REXTRON[®]
DIGITAL WALL TILES

5529

5529_LT/5530_LT


LT



HL-1



DK



300X450MM

GLOSSY SERIES

REXTRON[®]
DIGITAL WALL TILES

5530

5529_LT/5530_LT

LT



HL-1



DK



300X450MM



GLOSSY SERIES

REXTRON[®]
DIGITAL WALL TILES

5531

5531_LT/ 5377-LT

LT



HL-1



DK



300X450MM


GLOSSY SERIES

REXTRON[®]
DIGITAL WALL TILES



5531

5531_LT / 5377-LT

LT



HL-2



DK



300X450MM

GLOSSY SERIES

REXTRON[®]
DIGITAL WALL TILES

5532



LT





HL-1-A



HL-1-B



DK





300X450MM

GLOSSY SERIES

REXTRON[®]
DIGITAL WALL TILES

5533

LT





HL-1-A



HL-1-B



DK



300X450MM

GLOSSY SERIES

REXTRON[®]
DIGITAL WALL TILES

5534



LT



HL-1



DK




300X450MM

GLOSSY SERIES

REXTRON[®]
DIGITAL WALL TILES

5535


LT



HL-1



DK




300X450MM

GLOSSY SERIES

REXTRON[®]
DIGITAL WALL TILES

5535


LT



HL-2
(RANDOM)



DK



300X450MM


GLOSSY SERIES

REXTRON[®]
DIGITAL WALL TILES


5536

PLAIN


LT



HL-1



DK



300X450MM

GLOSSY SERIES

REXTRON[®]
DIGITAL WALL TILES

5537

LT



HL-1



DK




300X450MM

GLOSSY SERIES


REXTRON[®]
DIGITAL WALL TILES

5538


LT
(RANDOM)



HL-1



DK
(RANDOM)



300X450MM

GLOSSY SERIES





REXTRON[®]
DIGITAL WALL TILES

5539

LT
(RANDOM)



HL-1



DK
(RANDOM)



300X450MM

GLOSSY SERIES


REXTRON[®]
DIGITAL WALL TILES

5540

LT
(RANDOM)



HL-1



DK
(RANDOM)





300X450MM

GLOSSY SERIES





REXTRON[®]
DIGITAL WALL TILES

5541

LT



HL-1



DK





300X450MM

GLOSSY SERIES



REXTRON[®]
DIGITAL WALL TILES

5541

LT



HL-2



DK



300X450MM

GLOSSY SERIES

REXTRON[®]
DIGITAL WALL TILES

5542

LT
(RANDOM)



HL-1



DK
(RANDOM)





300X450MM

GLOSSY SERIES



REXTRON[®]
DIGITAL WALL TILES

5542

LT
(RANDOM)



HL-2



DK
(RANDOM)





300X450MM

GLOSSY SERIES





REXTRON[®]
DIGITAL WALL TILES

5543

LT
(RANDOM)



HL-1



DK
(RANDOM)





300X450MM

GLOSSY SERIES


REXTRON[®]
DIGITAL WALL TILES

5543

LT
(RANDOM)



HL-2



DK
(RANDOM)



300X450MM

GLOSSY SERIES

REXTRON[®]
DIGITAL WALL TILES

5544



LT
(RANDOM)



HL-1



LT
(RANDOM)




300X450MM

GLOSSY SERIES

REXTRON[®]
DIGITAL WALL TILES

5545


LT
(RANDOM)



HL-1



DK
(RANDOM)



300X450MM

GLOSSY SERIES

REXTRON[®]
DIGITAL WALL TILES

5546



LT
(RANDOM)



HL-1
(RANDOM)



DK
(RANDOM)



300X450MM

GLOSSY SERIES


REXTRON[®]
DIGITAL WALL TILES

5547

LT
(RANDOM)



HL-1



DK
(RANDOM)



300X450MM

GLOSSY SERIES

REXTRON[®]
DIGITAL WALL TILES

5548



LT
(RANDOM)



HL-1



DK
(RANDOM)



300X450MM

GLOSSY SERIES

REXTRON[®]
DIGITAL WALL TILES

5549


LT
(RANDOM)



HL-1
(RANDOM)



DK
(RANDOM)



300X450MM

GLOSSY SERIES

REXTRON[®]
DIGITAL WALL TILES

5550

LT
(RANDOM)



HL-1



DK
(RANDOM)




300X450MM

GLOSSY SERIES

REXTRON[®]
DIGITAL WALL TILES

5551


LT



HL-1



DK



300X450MM

GLOSSY SERIES

REXTRON[®]
DIGITAL WALL TILES

5551

LT



HL-2



DK




300X450MM

GLOSSY SERIES

REXTRON[®]
DIGITAL WALL TILES

5552


LT



HL-1



DK



300X450MM

GLOSSY SERIES


REXTRON[®]
DIGITAL WALL TILES

5552

LT



HL-2



DK



Drag image to set position


300X450MM

GLOSSY SERIES



REXTRON[®]
DIGITAL WALL TILES

5553

LT
(RANDOM)



HL-1



DK
(RANDOM)



300X450MM

GLOSSY SERIES

REXTRON[®]
DIGITAL WALL TILES

5554

LT
(RANDOM)



HL-1



DK
(RANDOM)



300X450MM

GLOSSY SERIES

REXTRON[®]
DIGITAL WALL TILES

5554

LT
(RANDOM)



HL-2



DK
(RANDOM)




300X450MM

GLOSSY SERIES


REXTRON[®]
DIGITAL WALL TILES

5555


LT



HL-1



DK





300X450MM

GLOSSY SERIES

REXTRON[®]
DIGITAL WALL TILES

5556

LT



HL-1



LT




300X450MM

GLOSSY SERIES

REXTRON[®]
DIGITAL WALL TILES

5557


LT



HL-1
(RANDOM)



LT



300X450MM

GLOSSY SERIES

REXTRON[®]
DIGITAL WALL TILES

5558

LT
(RANDOM)



HL-1



DK
(RANDOM)



300X450MM

GLOSSY SERIES


REXTRON[®]
DIGITAL WALL TILES

5558

LT
(RANDOM)



HL-2



DK
(RANDOM)



300X450MM

GLOSSY SERIES

REXTRON[®]
DIGITAL WALL TILES

5559


LT



HL-1



DK



300X450MM

GLOSSY SERIES


REXTRON[®]
DIGITAL WALL TILES

5559


LT



HL-2



DK




300X450MM

GLOSSY SERIES


REXTRON[®]
DIGITAL WALL TILES

5560


LT



HL-1



DK




300X450MM

GLOSSY SERIES

REXTRON[®]
DIGITAL WALL TILES

5560


LT



HL-2



DK




300X450MM

GLOSSY SERIES


REXTRON[®]
DIGITAL WALL TILES

5561


LT
(RANDOM)



HL-1



DK
(RANDOM)



300X450MM

GLOSSY SERIES

REXTRON[®]
DIGITAL WALL TILES


5562

5562_LT/5563_LT

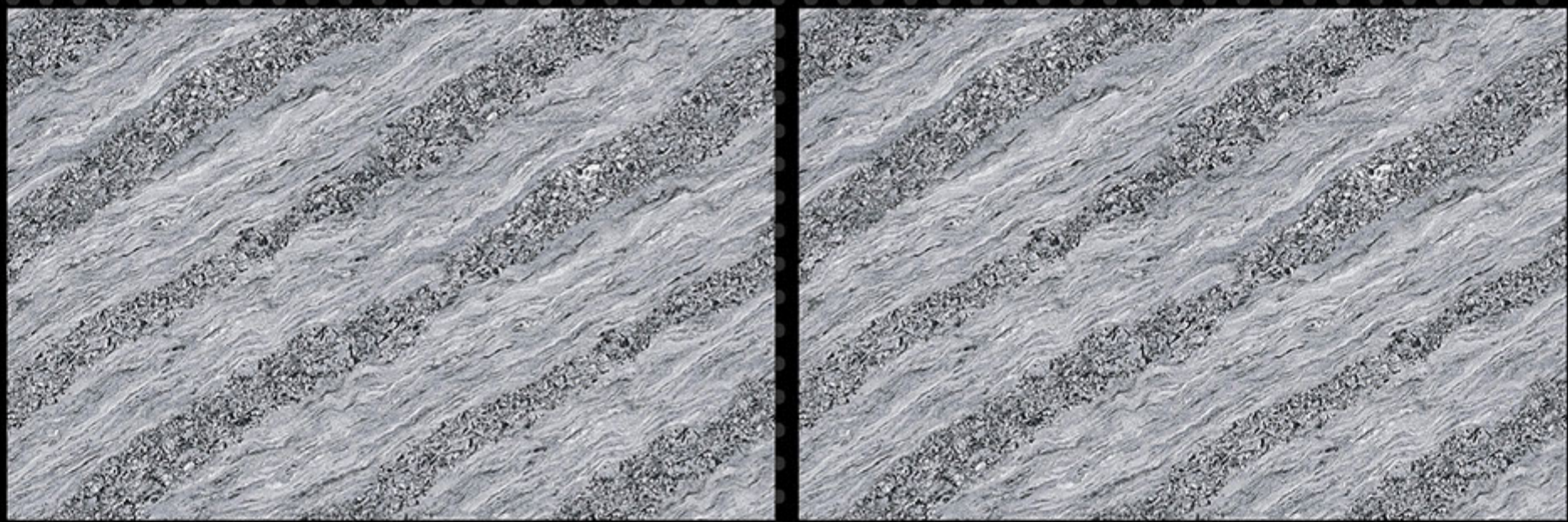
LT



HL-1



DK



300X450MM

GLOSSY SERIES

REXTRON[®]
DIGITAL WALL TILES


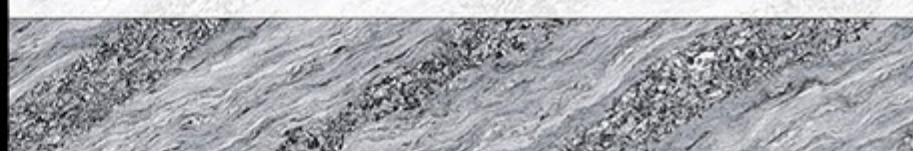


5562

5562_LT/5563_LT

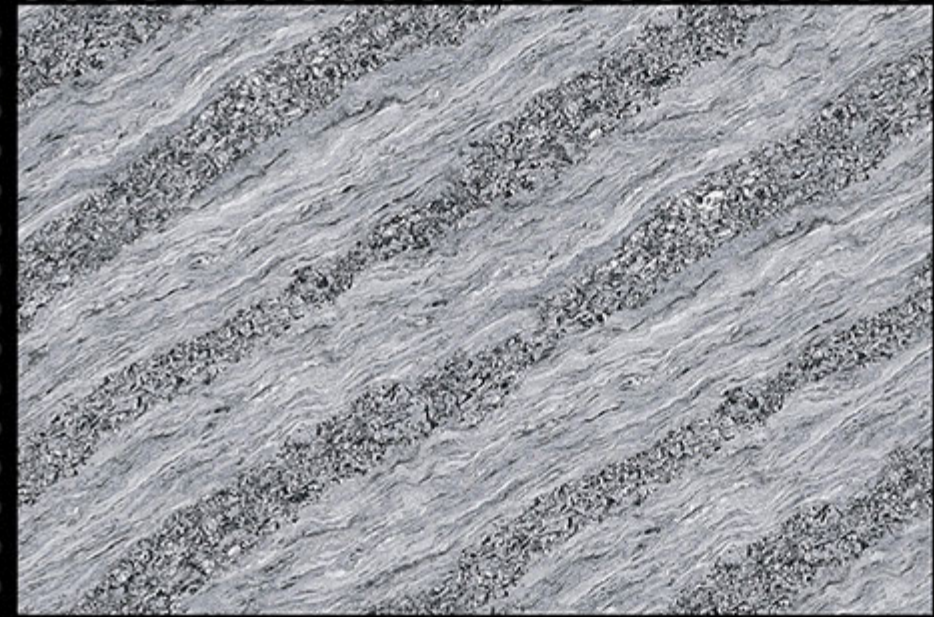
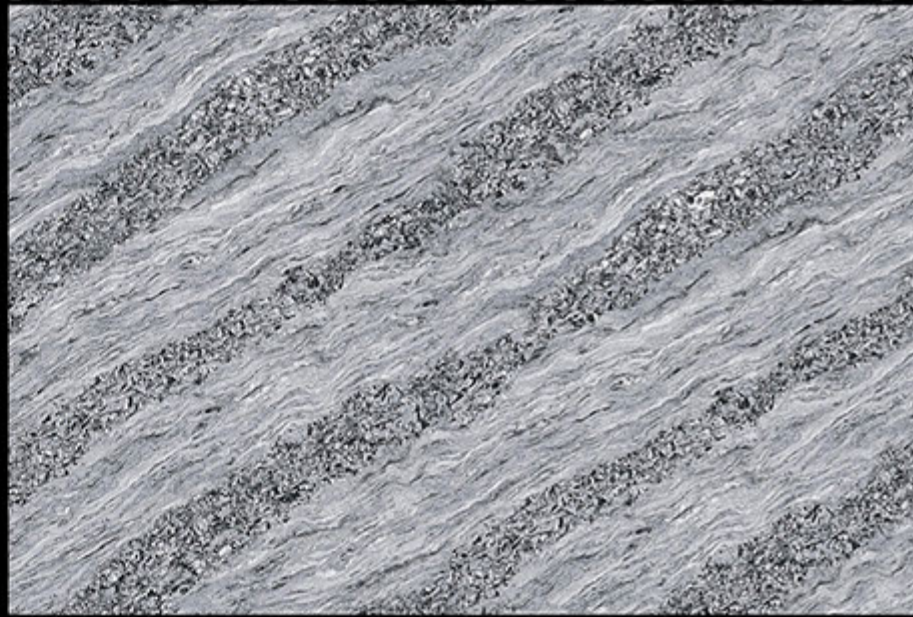
LT



HL-2



DK



300X450MM

GLOSSY SERIES

REXTRON®

DIGITAL WALL TILES


5563

5562_LT/5563_LT



LT



HL-1



DK



300X450MM

GLOSSY SERIES

REXTRON[®]
DIGITAL WALL TILES



5563

5562_LT/5563_LT



LT



HL-2



DK



300X450MM


GLOSSY SERIES

REXTRON[®]
DIGITAL WALL TILES


5564

5564_LT/5565_LT/5566_LT


LT



HL-1



DK



300X450MM

GLOSSY SERIES

REXTRON[®]
DIGITAL WALL TILES


5564

5564_LT/5565_LT/5566_LT

LT



HL-2



DK



300X450MM


GLOSSY SERIES

REXTRON[®]
DIGITAL WALL TILES


5565

5564_LT/5565_LT/5566_LT


LT



HL-1



DK



300X450MM


GLOSSY SERIES

REXTRON[®]
DIGITAL WALL TILES

5565

5564_LT/5565_LT/5566_LT


LT



HL-2



DK



300X450MM

GLOSSY SERIES


REXTRON®

DIGITAL WALL TILES


5566

5564_LT/5565_LT/5566_LT


LT



HL-1



DK



300X450MM


GLOSSY SERIES

REXTRON[®]
DIGITAL WALL TILES


5566

5564_LT/5565_LT/5566_LT



LT



HL-2



DK



300X450MM

GLOSSY SERIES

REXTRON[®]
DIGITAL WALL TILES

5567

LT

HL-1

DK



300X450MM

GLOSSY SERIES


REXTRON[®]
DIGITAL WALL TILES

5568

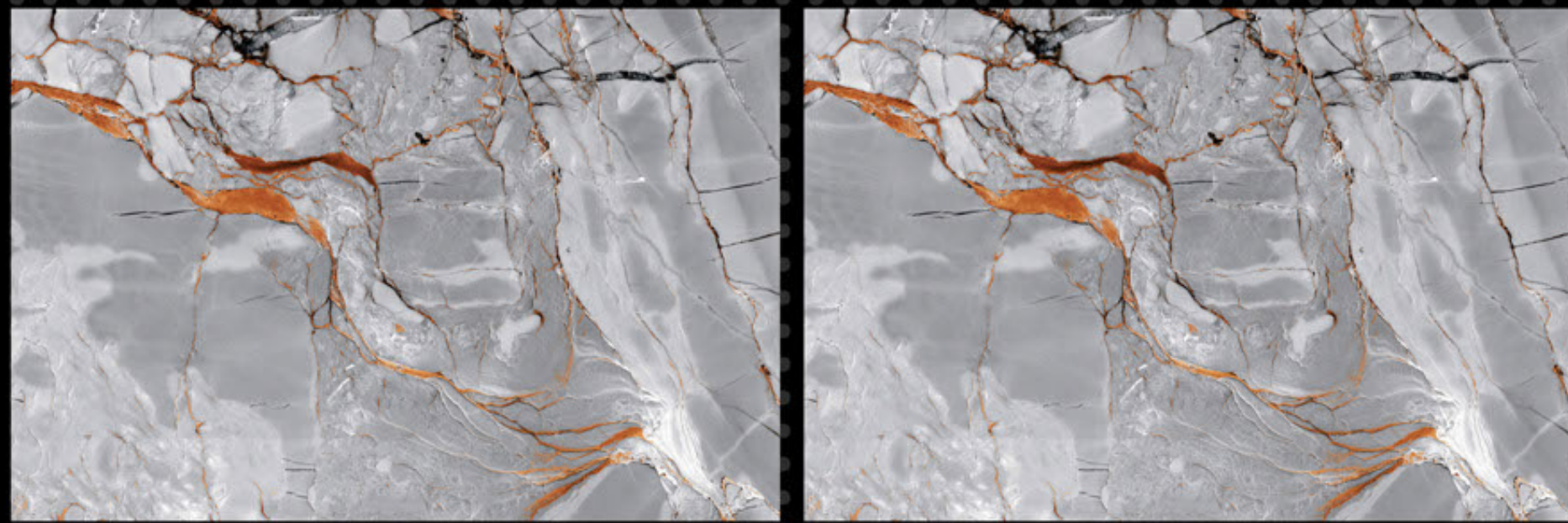
LT



HL-1



DK



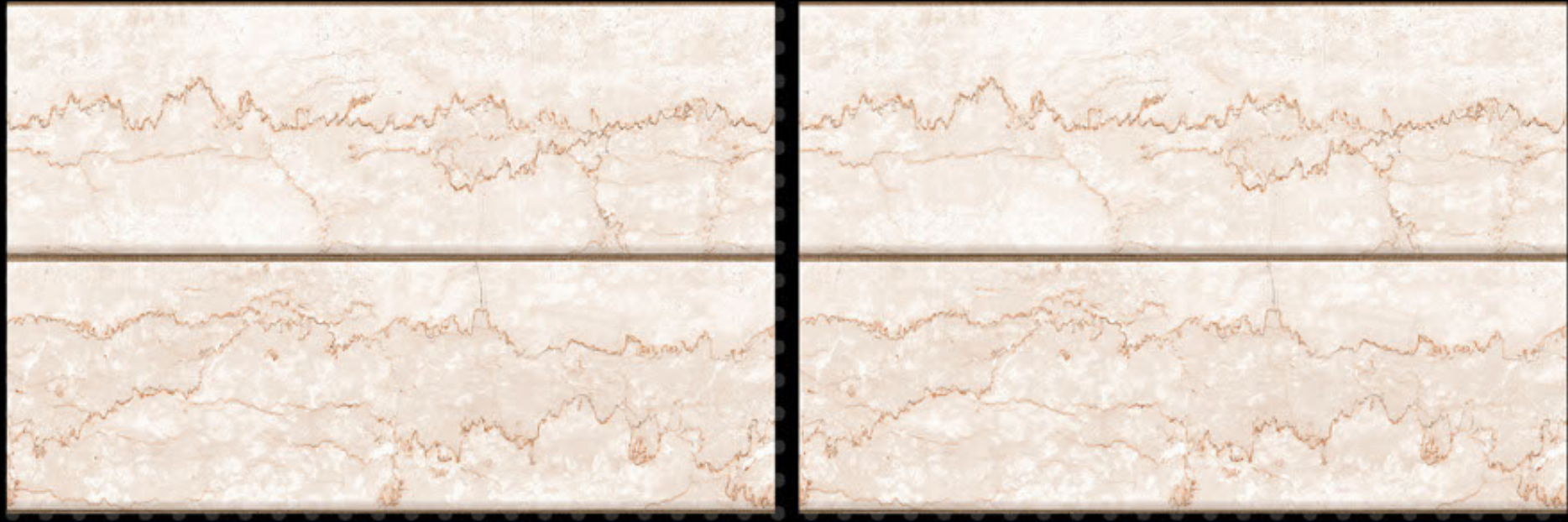
300X450MM

GLOSSY SERIES


REXTRON[®]
DIGITAL WALL TILES

5569


LT



HL-1



DK




300X450MM

GLOSSY SERIES


REXTRON[®]
DIGITAL WALL TILES

5570

LT



HL-1



DK



Laying Instructions

Before laying of ceramic material, you should take the following aspects into account.

- Check if the ceramic material is suitable for the selected site, according to its specifications and technical characteristics.
- Check whether there is enough material to conclude the work.
- Check the boxes to see confirm in the boxes if the product is the same shade, choice and caliber.

The good performance of the ceramic material depends strongly on the conditions of application for which it is extremely important to ensure the following assumptions.

01

BASE

The base must be stable, free of debris, dust and cracks. curing times and stability of the treatments to which the support may have been subjected should be respected, you should check its flatness and stabilize it, if necessary with the help of products suitable for the purpose.

02

MATERIAL

For a better visual effect of the product, it is advisable to use alternating ceramic pieces taken from various packages simultaneously, if the product has shade variations or has different graphics and shades, it should be applied randomly.

03

JOINTS FOR TILE - LAYING

For a perfect application of the ceramic pieces, you should definitely use joints. They fulfill important aesthetic and technical functions, facilitating alignment of the materials, absorbing any possible deformation liable to be felt in the structure thus preventing the transmission of deformations to the ceramic pieces.

04

PACKAGING WASTE MANAGEMENT

Packaging waste should be placed in locations available for recycle, namely in Eco points or adequate systems.



**At. Jasmatgath, Morbi-Jetpar Road,
B/h, Krypton Ceramic, Near Canal,
Morbi-363 642 (Guj.) INDIA.**



rextronceramics@gmail.com



www.rextronceramics.com