


REXTRON[®]

DIGITAL WALL TILES



300mm X 450mm
Digital Wall Tiles



GLOSSY SERIES

WALL



Collection

7.5 MM
THICKNESS

Weight	10.4 kg Approx
Sq. ft	8.71 Per Box
Sq. mtr	0.81 Per Box

PRODUCT APPLICATION



Frost
Resistant



Resistant to
Thermal Shock



Stain
Resistant



Durable
Over Time



Resistant to
Deep Scratch



Suitable for
Crowded Area



Slip
Resistant



Resistant to
Acids and Chemicals



Environment
Friendly



Resistant to
Loads



Rectified



300X450MM

GLOSSY SERIES


REXTRON[®]
DIGITAL WALL TILES

5571

LT



HL-1



DK



300X450MM

GLOSSY SERIES


REXTRON[®]
DIGITAL WALL TILES

5571

LT



HL-2



DK




300X450MM

GLOSSY SERIES

REXTRON[®]
DIGITAL WALL TILES

5572


LT



HL-1



DK



Le sac en papier merci

Ce sac est fabriqué à partir de papier recyclé 100% naturel. Double épaisseur 180g/m² de kraft blanc doublé de kraft brun. Contenance : 33 litres. 100% Ecographik. Ne le jetez pas. Il vous servira plus d'une fois.

300X450MM

GLOSSY SERIES

REXTRON[®]
DIGITAL WALL TILES

5575

LT



HL-1



DK



300X450MM

GLOSSY SERIES

REXTRON[®]
DIGITAL WALL TILES

5576

LT



HL-1



LT



300X450MM

GLOSSY SERIES

REXTRON[®]
DIGITAL WALL TILES

5577

LT





HL-1-A



HL-1-B



DK



300X450MM

GLOSSY SERIES


REXTRON[®]
DIGITAL WALL TILES

5578

LT



HL-1-A



HL-1-B



DK



300X450MM

GLOSSY SERIES

REXTRON[®]
DIGITAL WALL TILES

5579

LT



HL-1-A



HL-1-B



DK




300X450MM

GLOSSY SERIES


REXTRON[®]
DIGITAL WALL TILES

5580


LT



HL-1-A



HL-1-B



DK



300X450MM

GLOSSY SERIES

REXTRON[®]
DIGITAL WALL TILES

5581

LT
(RANDOM)



HL-1



LT
(RANDOM)



300X450MM

GLOSSY SERIES

REXTRON[®]
DIGITAL WALL TILES

5581

LT
(RANDOM)



HL-2



LT
(RANDOM)



300X450MM

GLOSSY SERIES

REXTRON[®]
DIGITAL WALL TILES

5581

LT-2
(RANDOM)



HL-1



LT-2
(RANDOM)



300X450MM

GLOSSY SERIES

REXTRON[®]
DIGITAL WALL TILES

5581

LT-2
(RANDOM)



HL-2



LT-2
(RANDOM)



300X450MM

GLOSSY SERIES



REXTRON[®]
DIGITAL WALL TILES

5582


LT



HL-1



DK




300X450MM

GLOSSY SERIES


REXTRON[®]
DIGITAL WALL TILES

5583


LT



HL-1



DK





300X450MM

GLOSSY SERIES





REXTRON[®]
DIGITAL WALL TILES

5584

LT
(RANDOM)



HL-1



DK
(RANDOM)




300X450MM

GLOSSY SERIES


REXTRON[®]
DIGITAL WALL TILES

5584

LT
(RANDOM)



HL-2



DK
(RANDOM)




300X450MM

GLOSSY SERIES

REXTRON[®]
DIGITAL WALL TILES

5585


LT
(RANDOM)



HL-1



DK
(RANDOM)



300X450MM


GLOSSY SERIES

REXTRON[®]
DIGITAL WALL TILES

5586

5586-LT/5587-LT/5588-LT

LT



HL-1



DK



NOTE : May Be Chance Of Lining Mismatch In This Design



300X450MM

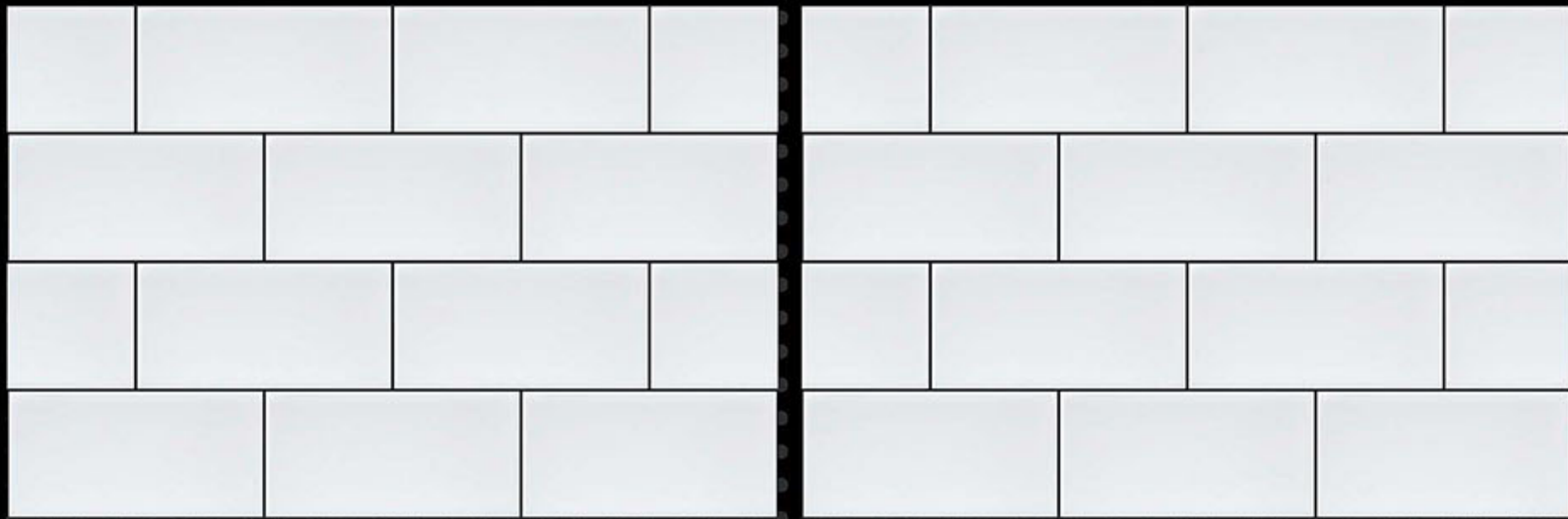
GLOSSY SERIES

REXTRON[®]
DIGITAL WALL TILES

5586

5586-LT/5587-LT/5588-LT


LT



HL-2
(RANDOM)



DK



NOTE : May Be Chance Of Lining Mismatch In This Design



300X450MM


GLOSSY SERIES

REXTRON[®]
DIGITAL WALL TILES

5587

5586-LT/5587-LT/5588-LT


LT



HL-1



DK



NOTE : May Be Chance Of Lining Mismatch In This Design



300X450MM


GLOSSY SERIES

REXTRON[®]
DIGITAL WALL TILES


5587

5586-LT/5587-LT/5588-LT


LT



HL-2
(RANDOM)



DK



NOTE : May Be Chance Of Lining Mismatch In This Design



300X450MM


GLOSSY SERIES

REXTRON[®]
DIGITAL WALL TILES


5588

5586-LT/5587-LT/5588-LT


LT



HL-1



DK



NOTE : May Be Chance Of Lining Mismatch In This Design



300X450MM


GLOSSY SERIES

REXTRON®
DIGITAL WALL TILES


5588

5586-LT/5587-LT/5588-LT


LT



HL-2
(RANDOM)



DK



NOTE : May Be Chance Of Lining Mismatch In This Design



300X450MM

GLOSSY SERIES





REXTRON[®]
DIGITAL WALL TILES

5589

LT
(RANDOM)



HL-1



DK
(RANDOM)



300X450MM

GLOSSY SERIES


REXTRON[®]
DIGITAL WALL TILES

5589

LT
(RANDOM)



HL-2



DK
(RANDOM)



300X450MM

GLOSSY SERIES

REXTRON[®]
DIGITAL WALL TILES

5590


LT



HL-1



LT



300X450MM

GLOSSY SERIES

REXTRON[®]
DIGITAL WALL TILES

5591

LT
(RANDOM)



HL-1



DK
(RANDOM)



300X450MM

GLOSSY SERIES

REXTRON[®]
DIGITAL WALL TILES

5591


LT
(RANDOM)



HL-2



DK
(RANDOM)



300X450MM

GLOSSY SERIES

REXTRON[®]
DIGITAL WALL TILES

5593

LT
(RANDOM)



HL-1



DK
(RANDOM)



300X450MM

GLOSSY SERIES


REXTRON[®]
DIGITAL WALL TILES

5594


LT



HL-1



DK




300X450MM

GLOSSY SERIES


REXTRON[®]
DIGITAL WALL TILES

5595


LT



HL-1



DK



300X450MM

GLOSSY SERIES

REXTRON[®]
DIGITAL WALL TILES

5596

LT



HL-1



DK





300X450MM

GLOSSY SERIES

REXTRON[®]
DIGITAL WALL TILES

5597



LT
(RANDOM)



HL-1



LT
(RANDOM)



300X450MM

GLOSSY SERIES

REXTRON[®]
DIGITAL WALL TILES

5598


LT



HL-1



DK



300X450MM

GLOSSY SERIES

REXTRON[®]
DIGITAL WALL TILES

5599


LT
(RANDOM)



HL-1



DK
(RANDOM)



300X450MM

GLOSSY SERIES





REXTRON[®]
DIGITAL WALL TILES

5600

LT
(RANDOM)



HL-1



DK
(RANDOM)




300X450MM

GLOSSY SERIES


REXTRON[®]
DIGITAL WALL TILES

5601

LT



HL-1



DK




300X450MM

GLOSSY SERIES


REXTRON[®]
DIGITAL WALL TILES

5602

LT



HL-1



DK



300X450MM


GLOSSY SERIES

REXTRON[®]
DIGITAL WALL TILES

5603

5603-LT/5604-LT


LT



HL-1



DK



300X450MM



GLOSSY SERIES

REXTRON[®]
DIGITAL WALL TILES

5604

5603-LT/5604-LT


LT



HL-1



DK




300X450MM

GLOSSY SERIES


REXTRON[®]
DIGITAL WALL TILES

5605

LT



HL-1



DK



300X450MM

GLOSSY SERIES

REXTRON[®]
DIGITAL WALL TILES

5606

LT



HL-1-A



HL-1-B



DK



300X450MM

GLOSSY SERIES

REXTRON[®]
DIGITAL WALL TILES

5607


LT
(RANDOM)



HL-1



LT
(RANDOM)



300X450MM

GLOSSY SERIES

REXTRON[®]
DIGITAL WALL TILES

5607

LT
(RANDOM)



HL-2



LT
(RANDOM)



300X450MM

GLOSSY SERIES

REXTRON[®]
DIGITAL WALL TILES

5607

LT
(RANDOM)



HL-3
(RANDOM)



LT
(RANDOM)



300X450MM

GLOSSY SERIES


REXTRON[®]
DIGITAL WALL TILES

5608

LT



HL-1



DK



300X450MM

GLOSSY SERIES

REXTRON[®]
DIGITAL WALL TILES

5608

LT



HL-2



DK



300X450MM

GLOSSY SERIES


REXTRON[®]
DIGITAL WALL TILES

5609

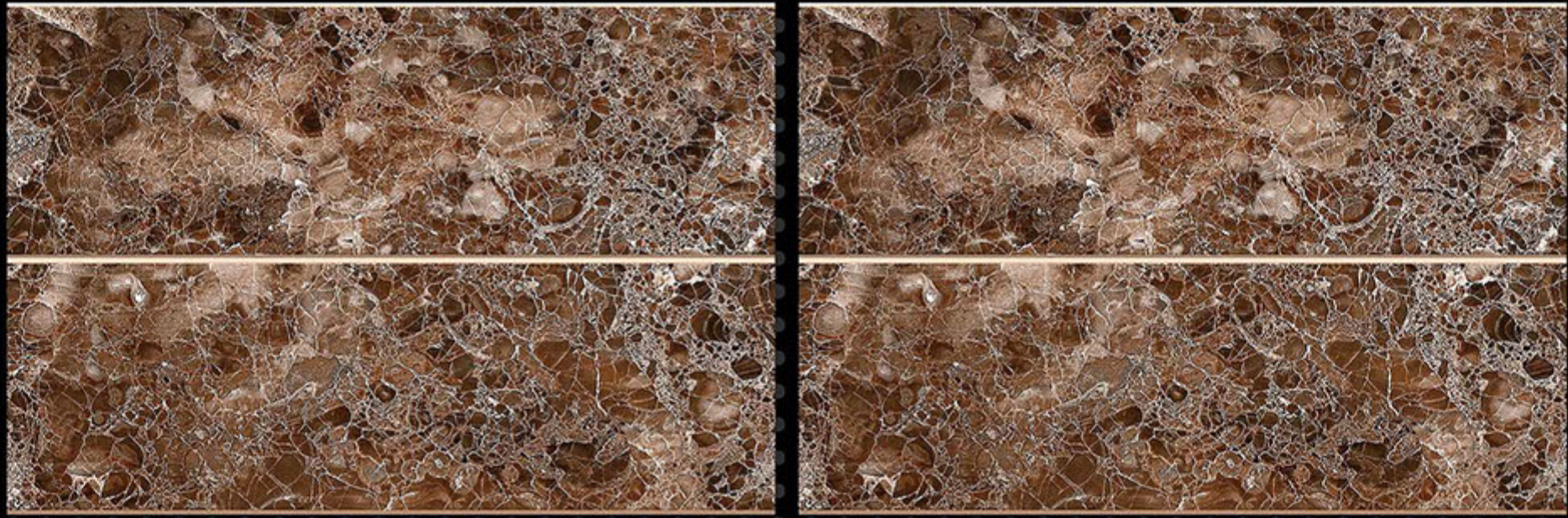
LT



HL-1



DK




300X450MM

GLOSSY SERIES

REXTRON[®]
DIGITAL WALL TILES

5610


LT



HL-1
(RANDOM)



DK




300X450MM

GLOSSY SERIES


REXTRON[®]
DIGITAL WALL TILES

5610


LT



HL-2



DK




300X450MM

GLOSSY SERIES

REXTRON[®]
DIGITAL WALL TILES

5611

LT





HL-1-A



HL-1-B



DK



300X450MM


GLOSSY SERIES

REXTRON[®]
DIGITAL WALL TILES


5613

PLAIN


LT



HL-1



DK





300X450MM

GLOSSY SERIES

REXTRON[®]
DIGITAL WALL TILES

5614

LT




HL-1-A



HL-1-B



DK




300X450MM

GLOSSY SERIES

REXTRON[®]
DIGITAL WALL TILES

5615

LT



HL-1



DK



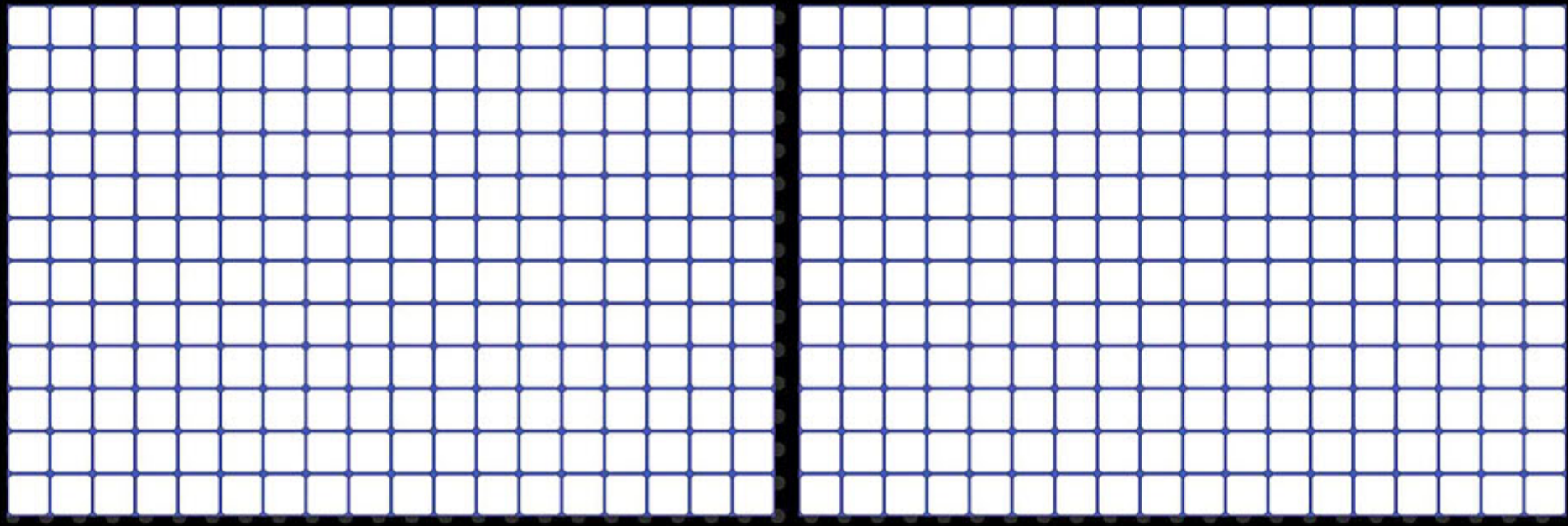
300X450MM

GLOSSY SERIES


REXTRON[®]
DIGITAL WALL TILES

5616



LT



HL-1



DK





300X450MM

GLOSSY SERIES

REXTRON[®]
DIGITAL WALL TILES

5617

LT





HL-1-A



HL-1-B



DK



300X450MM

GLOSSY SERIES



REXTRON[®]
DIGITAL WALL TILES

5618

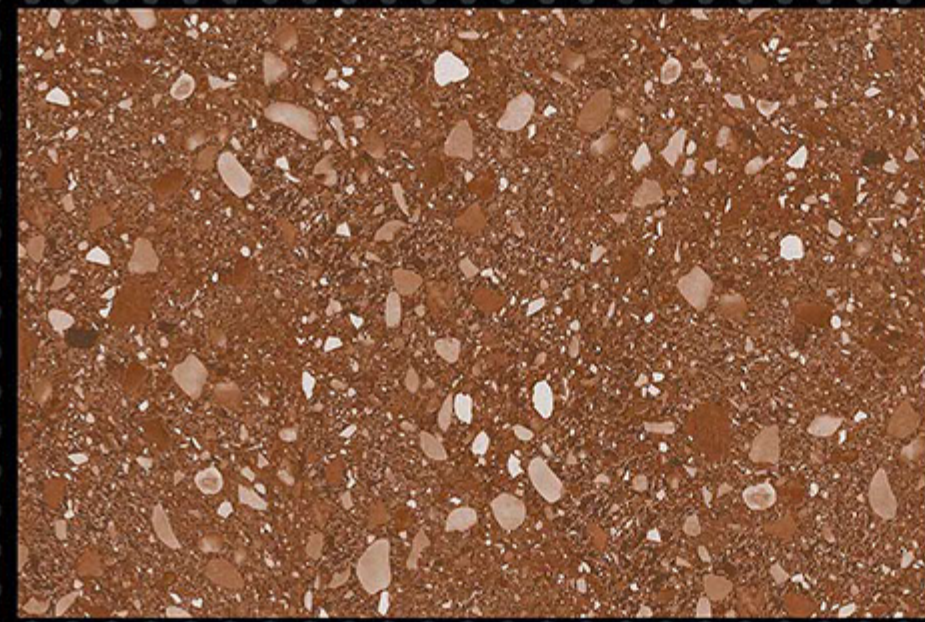
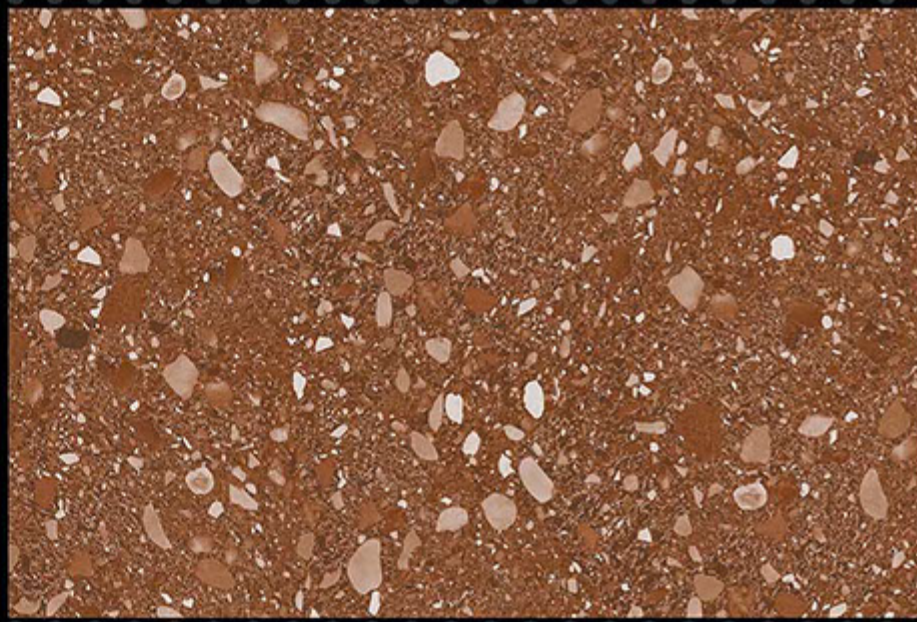
LT



HL-1



DK




300X450MM

GLOSSY SERIES


REXTRON[®]
DIGITAL WALL TILES

5619


LT



HL-1



DK



300X450MM

GLOSSY SERIES

REXTRON[®]
DIGITAL WALL TILES

5620

LT



HL-1



LT




300X450MM

GLOSSY SERIES


REXTRON[®]
DIGITAL WALL TILES

5621

LT



HL-1



DK




300X450MM

GLOSSY SERIES


REXTRON[®]
DIGITAL WALL TILES

5622


LT



HL-1



DK




300X450MM

GLOSSY SERIES


REXTRON[®]
DIGITAL WALL TILES

5623


LT



HL-1



DK



300X450MM

GLOSSY SERIES


REXTRON[®]
DIGITAL WALL TILES

5623


LT



HL-2



DK



300X450MM

GLOSSY SERIES

REXTRON[®]
DIGITAL WALL TILES

5624

LT



HL-1



DK



Laying Instructions

Before laying of ceramic material, you should take the following aspects into account.

- Check if the ceramic material is suitable for the selected site, according to its specifications and technical characteristics.
- Check whether there is enough material to conclude the work.
- Check the boxes to see confirm in the boxes if the product is the same shade, choice and caliber.

The good performance of the ceramic material depends strongly on the conditions of application for which it is extremely important to ensure the following assumptions.

01

BASE

The base must be stable, free of debris, dust and cracks. curing times and stability of the treatments to which the support may have been subjected should be respected, you should check its flatness and stabilize it, if necessary with the help of products suitable for the purpose.

02

MATERIAL

For a better visual effect of the product, it is advisable to use alternating ceramic pieces taken from various packages simultaneously, if the product has shade variations or has different graphics and shades, it should be applied randomly.

03

JOINTS FOR TILE - LAYING

For a perfect application of the ceramic pieces, you should definitely use joints. They fulfill important aesthetic and technical functions, facilitating alignment of the materials, absorbing any possible deformation liable to be felt in the structure thus preventing the transmission of deformations to the ceramic pieces.

04

PACKAGING WASTE MANAGEMENT

Packaging waste should be placed in locations available for recycle, namely in Eco points or adequate systems.



**At. Jasmatgath, Morbi-Jetpar Road,
B/h, Krypton Ceramic, Near Canal,
Morbi-363 642 (Guj.) INDIA.**



rextronceramics@gmail.com



www.rextronceramics.com